

PM 2

OIL PUMP, PRESSURE RATIO 1:1

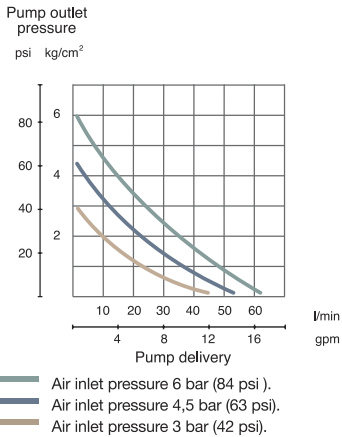


Double acting air operated pumps for transferring lubricants and other non-corrosive fluids. Pump includes bung adapter.

New Model 351 120
Old Model 214
PM 2, 1:1 ratio stub pump only with bung adapter.

Model 216
PM 2, 1:1 ratio pump for 16 gallon keg with bung adapter.

New Model 352 120
Old Model 218
PM 2, 1:1 ratio pump for 55 gallon drum with bung adapter.



Technical data		
Pressure ratio		1:1
Pump tube diameter		2" (48 mm)
Air piston diameter		2" (51 mm)
Air piston stroke		3" (75 mm)
Maximum free flow capacity ¹		16 gpm (62 l/min)
Minimum air pressure		40 psi (3 bar)
Maximum air pressure		140 psi (10 bar)
Maximum fluid pressure		140 psi (10 bar)
Air inlet		1/4" NPSM (F)
Fluid outlet		3/4" NPSM (F)
Fluid inlet (stub pump only)		1" NPT (F)

¹ Free delivery at 100 psi air inlet pressure, using SAE 20 oil at 70° F.

PM 2

OIL PUMP, PRESSURE RATIO 3:1



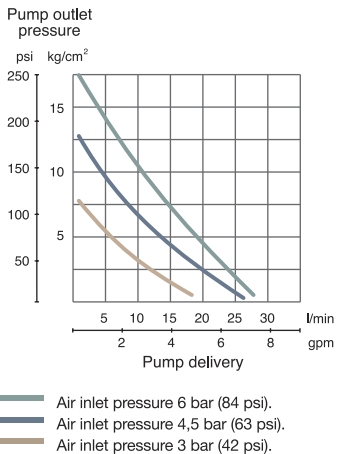
Double acting air operated medium pressure pumps for dispensing lubricants from portable units or in medium size installations including multiple dispensing points with no simultaneous use. Will pump all types of lubricants, even those of higher viscosity. Pump includes bung adapter.

Typically used in workshops, service stations, fast lube centers, etc.

New Model 353 120
Old Model 200
PM 2, 3:1 ratio stub pump only with bung adapter.

New Model 358 120
Old Model 206
PM 2, 3:1 ratio 16 gallon keg pump with bung adapter.

New Model 354 120
Old Model 208
PM 2, 3:1 ratio 55 gallon pump with bung adapter.



Technical data		
Pressure ratio		3:1
Pump tube diameter		1.33" (30 mm)
Air piston diameter		2" (51 mm)
Air piston stroke		3" (75 mm)
Maximum free flow capacity ¹		7.8 gpm (30 l/min)
Minimum air pressure		40 psi (3 bar)
Maximum air pressure		140 psi (10 bar)
Maximum fluid pressure		420 psi (30 bar)
Air inlet		1/4" NPSM (F)
Fluid outlet		3/4" NPSM (F)
Fluid inlet (stub pump only)		3/4" NPT (F)

¹ Free delivery at 100 psi air inlet pressure, using SAE 20 oil at 70° F.

PM 4

OIL PUMP, PRESSURE RATIO 3:1

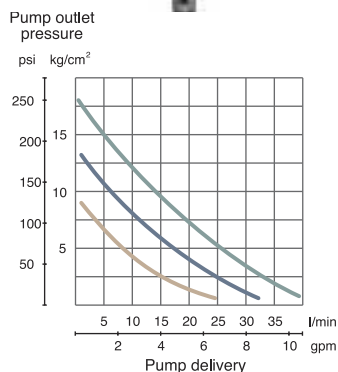


Double acting air operated medium pressure pumps for dispensing lubricants in medium size installations including multiple dispensing points with simultaneous operation. Will pump all types of lubricants, even those of higher viscosity. Includes bung adapter.

Typically used in workshops, service stations, fast lube centers, fleet maintenance, mining, agriculture, armed forces, construction, trains, etc.

Model 340 120
PM 4 3:1 ratio stub pump with bung adapter.

Model 341 120
PM 4 3:1 ratio 55 gallon drum pump with bung adapter.



- Air inlet pressure 6 bar (84 psi).
- Air inlet pressure 4,5 bar (63 psi).
- Air inlet pressure 3 bar (42 psi).

Technical data	
Pressure ratio	3:1
Pump tube diameter	2" (52 mm)
Air piston diameter	3.55" (90 mm)
Air piston stroke	4" (100 mm)
Maximum free flow capacity ¹	11.8 gpm (45 l/min)
Minimum air pressure	40 psi (3 bar)
Maximum air pressure	140 psi (10 bar)
Maximum fluid pressure	420 psi (30 bar)
Air inlet	3/8" NPSM (F)
Fluid outlet	3/4" NPSM (F)
Fluid inlet (stub pump only)	1" NPT (F)

¹ Free delivery at 100 psi air inlet pressure, using SAE 20 oil at 70° F.

PM 4

OIL PUMP, PRESSURE RATIO 5:1



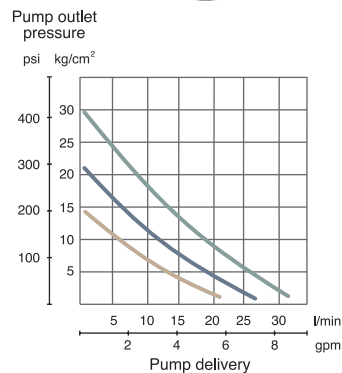
Double acting air operated high pressure pumps for dispensing lubricants in large size installations including multiple dispensing points with simultaneous operation. Will pump all types of lubricants, even those of higher viscosity. Pump includes bung adapter.

Typically used in workshops, service stations, fast lube centers, fleet maintenance, mining, agriculture, armed forces, construction, trains, etc.

New Model 347 120
Old Model 400
PM 4 5:1 ratio stub pump with bung adapter.

Model 406
PM 4, 5:1 ratio 16 gallon keg pump with bung adapter.

New Model 348 120
Old Model 408
PM 4 5:1 ratio 55 gallon drum pump with bung adapter.



- Air inlet pressure 6 bar (84 psi).
- Air inlet pressure 4,5 bar (63 psi).
- Air inlet pressure 3 bar (42 psi).

Technical data	
Pressure ratio	5:1
Pump tube diameter	1.65" (42 mm)
Air piston diameter	3.55" (90 mm)
Air piston stroke	4" (100 mm)
Maximum free flow capacity ¹	9.1 gpm (35 l/min)
Minimum air pressure	40 psi (3 bar)
Maximum air pressure	140 psi (10 bar)
Maximum fluid pressure	700 psi (50 bar)
Air inlet	3/8" NPSM (F)
Fluid outlet	3/4" NPSM (F)
Fluid inlet (stub pump only)	1" NPT (F)

¹ Free delivery at 100 psi air inlet pressure, using SAE 20 oil at 70° F.

PM 4 & PM 6

PM 4

OIL PUMP, PRESSURE RATIO 8:1



Double acting air operated high-pressure pump for dispensing lubricants in medium to large size installations including multiple dispensing points with no simultaneous use. Will pump all types of lubricants, even those of higher viscosity and may also be used for rustproofing applications.

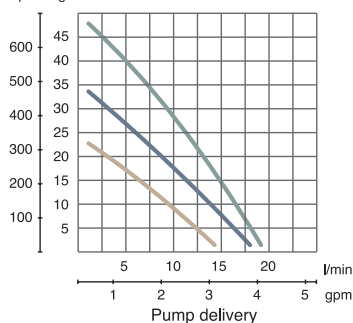
Typically used in workshops, service stations, fast lube centers, fleet maintenance, mining, agriculture, armed forces, construction, trains, etc.

New Model 349 120
Old Model 480
PM 4 8:1 ratio stub pump with bung adapter.

Model 349 820
PM 4 8:1 16 gallon keg pump with bung adapter.

Model 349 220
PM 4 8:1 ratio pump for 55 gallon drum or 30" workbench tank. Includes bung adapter.

Pump outlet pressure
psi kg/cm²



— Air inlet pressure 6 bar (84 psi).
— Air inlet pressure 4,5 bar (63 psi).
— Air inlet pressure 3 bar (42 psi).

Technical data	
Pressure ratio	8:1
Pump tube diameter	1.33" (34 mm)
Air piston diameter	3.55" (90 mm)
Air piston stroke	4" (100 mm)
Maximum free flow capacity ¹	7.25 gpm (28 l/min)
Minimum air pressure	40 psi (3 bar)
Maximum air pressure	140 psi (10 bar)
Maximum fluid pressure	1120 psi (80 bar)
Air inlet	3/8" NPSM (F)
Fluid outlet	3/4" NPSM (F)
Fluid inlet	3/4" NPT (F)

¹ Free delivery at 100 psi air inlet pressure, using SAE 20 oil at 70° F.

PM 6

OIL PUMP, PRESSURE RATIO 10:1



Double acting air operated high-pressure pump for dispensing lubricants in very large installations including multiple dispensing points with simultaneously operating outlets. Will pump all types of lubricants, even those of higher viscosity. Recommended for use when low air pressure would limit the performance of a lower ratio pump.

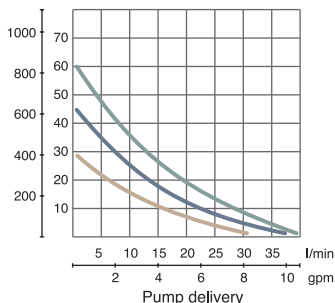
Typically used in workshops, service stations, fast lube centers, fleet maintenance, mining, agriculture, armed forces, construction, trains, etc.

Model 600
PM 6 10:1 ratio flange-mounted stub pump.

Model 602
PM 6 10:1 ratio flange-mounted 16 gallon keg pump.

Model 604
PM 6 10:1 ratio flange-mounted pump 55 gallon drum pump.

Pump outlet pressure
psi kg/cm²

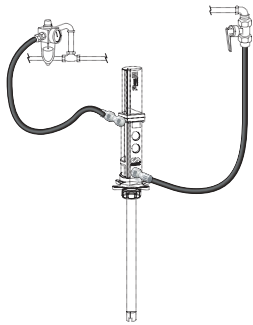


— Air inlet pressure 6 bar (84 psi).
— Air inlet pressure 4,5 bar (63 psi).
— Air inlet pressure 3 bar (42 psi).

Technical data	
Pressure ratio	10:1
Pump tube diameter	2" (54 mm)
Air Piston Effective Diameter	4.3" (110 mm)
Air piston stroke	4 1/4" (110 mm)
Maximum free flow capacity ¹	11.2 gpm (40 l/min)
Minimum air pressure	40 psi (3 bar)
Maximum air pressure	140 psi (10 bar)
Maximum fluid pressure	1400 psi (100 bar)
Air inlet	1/2" NPSM (F)
Fluid outlet	3/4" NPSM (F)
Fluid inlet (stub) pump only)	1 1/2" NPT (F)

¹ Free delivery at 100 psi air inlet pressure, using SAE 20 oil at 70° F.

PUMP CONNECTION KITS



Model 904 - PM 2 pump connection kit

Includes:
 2088: 1/2" LP ball valve.
 2062: 1/4" F x 1/2" M bushing.
 802: 1/4" x 5' air hose.
 857: 3/4" x 5' oil hose.
 2511: 3/4" F x 1/2" M adapter.

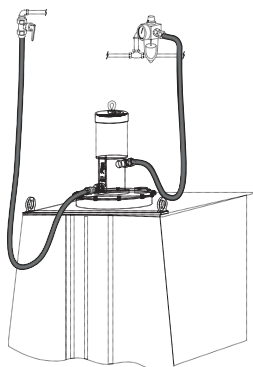
Recommended options:
 955: Air filter + regulator, 0-250 psi. 1/4" NPT (FF).
 609 007: Pressure relief valve.
 2074: 1/2" NPT-FBE medium pressure ball valve.



Model 906 - PM 4 pump connection kit

Includes:
 2088: 1/2" LP ball valve.
 2061: 3/8" F x 1/2" M bushing.
 813: 3/8" x 5' air hose.
 857: 3/4" x 5' oil hose.
 2511: 3/4" F x 1/2" M adapter.

Recommended options:
 957: Air filter + regulator, 0-250 psi. 3/8" NPT (FF).
 609 007: Pressure relief valve.
 2083: 3/4" NPT-FBE medium pressure ball valve.

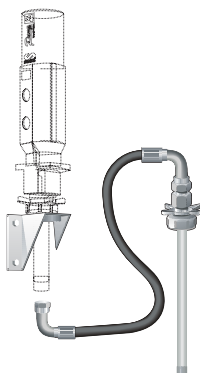


Model 913 - PM 6 pump connection kit

Includes:
 2088: 1/2" LP ball valve.
 823: 1/2" x 5' air hose.
 857: 3/4" x 5' oil hose.

Recommended options:
 985: Air filter/Regulator/Lubricator combo, 0-250 psi. 1/2" NPTF.
 362 912: Pressure relief valve.
 2083: 3/4" NPT-FBE medium pressure ball valve.

SUCTION KITS FOR WALL-MOUNTED PUMPS



Model 912 - Suction kit for 55 gallon drums and 250 gallon IBC Tote

Includes:
 900: Wall bracket for PM 2 and PM 4 pumps.
 910: Suction assembly fits 55 gallon drums and 250 gallon IBC totes.

Model 367 104 - Suction kit for 55 gallon drums and 250 gallon IBC Tote

Includes:
 360 109: Wall bracket for PM 6 pumps.
 367 016: Suction assembly fits 55 gallon drums and 250 gallon IBC totes

BUNG BUSHING ADAPTERS



Model 360 001 PM 2 1:1 and PM 4 3:1

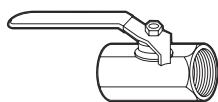
Model 366 000 PM 2 3:1 and PM 4 8:1

Model 366 002 PM 4 5:1

Model 360 006 PM 6 10:1

Model 360 133 PM 6 10:1 cover to bung adapter plate, mounts to flange type drum cover. Converts flange mount to standard bung opening.

MEDIUM PRESSURE BALL VALVE



2,000 PSI

Model 2074 1/2" NPTFBE ball valve

Model 2083 3/4" NPTFBE ball valve

Model 2090 1" NPTFBE ball valve

ACCESSORIES

Model 900



Model 900 Wall mount bracket fits PM 2 and PM 4.

Model 360 106 Tote bracket.

Model 360 107



Model 360 107 Tote bracket..

Model 360 108 Tote bracket..

Model 360 109 Wall mount bracket for PM6.

Model 360 108

Model 368 200 3/4" NPTM low level shut off. Prevents air from entering lines when product level is low.

Model 368 201 1" NPTM low level shut off. Prevents air from entering lines when product level is low.

Model 94112003 Vertical ball check for drop tube: 1 1/2" NPTF. Works with any length downtube.

Model 362 912 900 psi pressure relief valve with return tubing (36") and fittings. Valve: 3/4" NPTFBE. Return fittings: 1/4" NPTM.

Model 368 200

Model 362 913 1500 psi pressure relief valve with return tubing (36") and fittings. Valve: 3/4" NPTFBE. Return fittings: 1/4" NPTM.

Model 94112003

Model 609 007 900 psi pressure relief valve for new style PM2 and PM4 pumps. Relief valve screws into pump body; includes return tube (36") and fittings; 1/4" NPTM.

Model 362 913

Model 734 416 remote exhaust manifold for PM6 55:1 and 10:1 only.

Model 609 007

HEAVY DUTY DELUXE DRUM COVERS



1936



418 026

Model 1934 Cover for 35 lb. pail. Fits PM3 and PM 3+3.

Model 1936 Cover for 120 lb. keg. Fits PM3 and PM 3+3.

Model 1938 Cover for 400 lb. drum. Fits PM3 and PM 3+3.

Model 418 025 Flange mount cover for 120 lb. keg. Fits PM6.

Model 418 026 Flange mount cover for 400 lb. drum. Fits PM6.

Model 360 133 Cover to bung adapter plate for PM6. Converts flange mount to bung mount.



360 106

Model 360 106 Top mount tote bracket. 1400, 1600, 506, 507 and 7500 reels bolt directly to bracket. PM2 and PM4 mount horizontally to bracket with 912 suction kit (optional).



360 107

Model 360 107 Side mount tote bracket. 1400, 1650 and 506 and 507 reels mount directly to bracket, PM2 or PM4 mount with 900 wall mount or 912 suction kit (optional).



360 108

Model 360 108 Side mount tote bracket. PM2 or PM4 pumps mount to bracket with 900 wall mount or 912 suction kit (optional). Includes control handle hanger hook.